




























Fun Calendar

January 2019

Sunday	Monday	Tuesday	Wednesday	Thursday	Friday	Saturday
		 1 Staple some pages together and encourage your child to draw their own "book".	 2 Read your favorite picture book to your child. Talk about why its your favorite.	 3 Print your child's name on a piece of paper. Sound out one letter and together think of three words that begin with that letter.	 4 Add measuring cups to your child's bath play.	 5 Screen blackout day! Read books, go on an outing, or play games together.
 6 Practice a tongue twister together.	 7 Begin a sentence and encourage your child to finish it.	 8 Put some objects that begin with the same sound, into a bag. Pull them out one at a time and emphasize their common beginning.	 9 Choose an item in your child's room and ask them to bring you items that are "bigger" or "smaller".	 10 After sharing a book, ask your child what the characters did. What they felt, etc.	 11 Spend some time playing with blocks or sticks and rocks.	12 Visit the Library together
Math 13 Practice some counting rhymes today. For example: One, two buckle my shoe.	 14 Go outside and spend some time just running, jumping, marching and moving.	 15 While eating together, ask your child questions about the food: what color is it? What shape? Etc.	 16 Talk about how numbers and letters are different from one another.	 17 Take a walk outside and once back inside, share what you saw and felt.	 18 Encourage your child to copy the label from a can or box from your pantry.	 19 Using a pretend phone—engage your child in a phone conversation.
 20 Pull out some pots and pans and create a drum set or a marching band. Talk about the sounds you make.	 21 Screen blackout day! Read books, go on an outing, or play games together.	 22 Look at the pictures in a book together. Don't read the story, just talk together about the illustrations.	 23 Practice singing a song together.	 24 Make a list of animals and then pretend to be them. What do they sound like? How do they act?	 25 Make up some silly non-sense words and shout or whisper them.	26 Visit the Library together
 27 Pick up a rock, stick or plant outside and encourage your child to describe it to you.	 28 Fold paper many times then cut out designs. Unfold the paper to make snowflakes.	 29 Sing nursery rhymes together and talk about the ones that you both like best and why.	Math 30 Look out the window together and count how many green things you see.	 31 Ask your child what their favorite activity was for this month. Talk about it together.		

 = Talking
  = Singing
  = Reading
  = Writing
  = Playing

For more information about preparing your child for a love of reading check out the Early Learning pages at: www.piercecountylibrary.org