

Contents

ELSA Scoring: Skill Scores & ELSA Scoring: Skill Levels

From DeBruin-Parecki, Andrea. 2005. *Early Literacy Skills Assessment User Guide* . HighScope Press, Ypsilanti (Michigan)

Pre-test Data & Post-test Data

Coded raw data tables containing only the variables of interest used for analyses of children's data

Child Number: assigned to each child as unique identifier, replaces names

Research Group: 1= Control 2= Treatment

Age Group: 3 = 3 year-old 4 = 4 year-old

Sex: 1 = female 2 = male

Caregiver Number: assigned to each caregiver as unique identifier, replaces names

Scores frequency tables

Tables of numbers of children in control and treatment groups, pre-test and post-test by score

Scores bar charts

Graphed from data in scores frequency tables

Levels frequency tables

Tables of numbers of children in control and treatment groups, pre-test and post-test, by level

Levels bar charts

Graphed from data in levels frequency tables

Comparisons on ELSA Scores and ELSA Levels

Brief statements of results in requested format

ELSA Scoring: Skill Scores

Skill	Type	Score Range	ELSA Item Number	Item Type	Item Range
Comprehension	Open	0 to over 15	2	Open	0-many
			6	Open	0-many
			8	Open	0-many
			9	Open	0-many
			11	Open	0-many
			17	Open	0-many
			18	Open	0-many
			19	Open	0-many
Phonological Awareness	Closed	0-18	7	Closed	0-5
			10	Closed	0-4
			12	Closed	0-4
			16	Closed	0-5
Alphabetic Principle	Closed	0-60	13	Closed	0-26
			14	Closed	0-26
			15	Closed	0-5
			20	Closed	0-3
Concepts About Print	Closed	0-21	1	Closed	0-3
			3	Closed	0-3
			4	Closed	0-3
			5	Closed	0-3
			21	Closed	0-3
			22	Closed	0-3
			23	Closed	0-3

ELSA Scoring: Skill Levels

Skill	Score Range	Level
Comprehension	0-9	1
	10-14	2
	15+	3
Phonological Awareness	0-5	1
	6-13	2
	14-19	3
Alphabetic Principle [=score/4]	0-1.4	1
	1.5-2.4	2
	2.5-15	3
Concepts About Print	0-10	1
	11-17	2
	18-21	3

Pre-test Data

Child Number	Research Group	Age Group	Sex	Caregiver Number	Pre-test Comprehension Score	Pre-test Comprehension Level	Pre-test Phonological Awareness Score	Pre-test Phonological Awareness Level	Pre-test Alphabetic Principle Score	Pre-test Alphabetic Principle Level	Pre-test Concepts About Print Score	Pre-test Concepts About Print Level
1	1	3	1	2	13	2	3	1	1	1	11	2
2	1	3	2	16	3	1	1	1	1	1	9	1
3	2	3	1	13	7	1	2	1	1	1	12	2
4	1	3	2	18	12	2	3	1	2	1	10	1
5	1	3	2	18	3	1	10	2	50	3	11	2
7	1	3	1	24	0	1	3	1	6	1	9	1
9	1	3	2	25	17	3	3	1	2	1	13	2
10	1	3	2	16	9	1	1	1	9	2	12	2
11	2	3	2	12	10	2	5	1	4	1	9	1
12	1	3	1	24	6	1	5	1	59	3	15	2
13	1	3	2	24	15	3	3	1	1	1	9	1
14	2	4	1	13	9	1	3	1	6	1	7	1
15	1	3	1	24	8	1	3	1	4	1	12	2
16	1	3	1	21	0	1	0	1	0	1	3	1
17	2	3	2	7	6	1	2	1	48	2	13	2
19	1	3	2	18	1	1	4	1	2	1	9	1
20	2	3	1	22	11	2	2	1	1	1	13	2
21	2	4	2	23	7	1	6	2	2	1	12	2
22	2	3	1	15	8	1	2	1	3	1	7	1
25	2	3	2	12	6	1	4	1	35	3	9	1
26	2	3	1	11	3	1	2	1	4	1	13	2
27	1	3	1	25	1	1	8	2	10	2	9	1
28	2	3	2	23	8	1	2	1	2	1	7	1
29	2	3	1	17	13	2	4	1	2	1	10	1
30	1	3	2	25	10	2	6	2	14	2	12	2
32	1	3	1	5	8	1	4	1	9	2	14	2
33	2	3	1	4	12	2	7	2	30	3	11	2
34	2	3	1	22	5	1	3	1	4	1	15	2
35	1	4	2	18	4	1	3	1	7	2	14	2
37	2	3	2	13	10	2	8	2	4	1	11	2
38	2	4	2	10	6	1	7	2	43	3	15	2
40	1	4	2	20	2	1	4	1	25	2	12	2
41	1	3	2	25	12	2	5	1	53	3	13	2
44	1	3	1	20	8	1	4	1	43	3	14	2
45	1	3	1	9	2	1	0	1	1	1	9	1
46	2	3	1	15	2	1	6	2	4	2	13	2
47	1	4	2	24	3	1	11	2	51	3	11	2
49	2	4	1	12	13	2	8	2	4	1	12	2
50	2	4	2	4	15	3	18	3	60	3	15	2
51	2	3	1	10	2	1	1	1	31	2	7	1
52	1	3	1	8	5	1	4	1	1	1	13	2
54	1	4	2	8	9	1	10	2	7	2	16	2
55	2	4	1	10	8	1	8	2	7	2	13	2
58	2	4	2	23	6	1	5	1	7	2	9	1
59	2	4	1	10	11	2	9	2	6	1	13	2
61	2	4	2	17	11	2	11	2	26	2	13	2

Post-test Data

Child Number	Research Group	Age Group	Sex	Post-test Comprehension Score	Post-test Comprehension Level	Post-test Phonological Awareness Score	Post-test Phonological Awareness Level	Post-test Alphabetic Principle Score	Post-test Alphabetic Principle Level	Post-test Concepts About Print Score	Post-test Concepts About Print Level
1	1	3	1	0	1	0	1	8	2	14	2
2	1	3	2	2	1	0	1	4	1	7	1
3	2	3	1	5	1	1	1	3	1	7	1
4	1	3	2	9	1	1	1	2	1	7	1
5	1	3	2	2	1	1	1	48	3	9	1
7	1	3	1	2	1	2	1	16	2	13	2
9	1	3	2	11	2	3	1	0	1	14	2
10	1	3	2	3	1	3	1	10	2	13	2
11	2	3	2	1	1	3	1	41	3	10	1
12	1	3	1	6	1	3	1	57	3	14	2
13	1	3	2	3	1	4	1	2	1	9	1
14	2	4	1	9	1	4	1	17	2	9	1
15	1	3	1	8	1	5	1	3	1	11	2
16	1	3	1	11	2	5	1	6	2	17	2
17	2	3	2	1	1	5	1	36	3	15	2
19	1	3	2	5	1	6	2	1	1	7	1
20	2	3	1	5	1	6	2	4	1	13	2
21	2	4	2	10	2	6	2	7	2	13	2
22	2	3	1	14	2	6	2	6	2	11	2
25	2	3	2	15	3	6	2	38	3	19	3
26	2	3	1	2	1	6	2	34	3	19	3
27	1	3	1	18	3	6	2	25	3	19	3
28	2	3	2	8	1	7	2	1	1	11	2
29	2	3	1	7	1	7	2	16	2	19	3
30	1	3	2	8	1	7	2	26	2	15	2
32	1	3	1	12	2	8	2	18	2	12	2
33	2	3	1	14	2	8	2	53	3	14	2
34	2	3	1	13	2	9	2	12	2	13	2
35	1	4	2	8	1	9	2	13	2	15	2
37	2	3	2	7	1	10	2	5	1	12	2
38	2	4	2	9	1	10	2	44	3	19	3
40	1	4	2	7	1	11	2	45	3	13	2
41	1	3	2	14	2	11	2	48	3	21	3
44	1	3	1	7	1	12	2	54	3	15	2
45	1	3	1	0	1	13	2	1	1	15	2
46	2	3	1	10	2	13	2	12	2	17	2
47	1	4	2	11	2	13	2	32	3	11	2
49	2	4	1	14	2	14	3	21	2	16	2
50	2	4	2	15	3	14	3	55	3	21	3
51	2	3	1	11	2	15	3	43	2	7	1
52	1	3	1	6	1	15	3	10	2	15	2
54	1	4	2	14	2	16	3	11	2	15	2
55	2	4	1	6	1	16	3	21	2	15	2
58	2	4	2	8	1	17	3	23	2	12	2
59	2	4	1	11	2	17	3	30	3	15	2
61	2	4	2	8	1	18	3	37	3	14	2

Numbers of Children by Score: Comprehension

Score	Control Pre-test	Control Post-test	Treatment Pre-test	Treatment Post-test
0	2	2	0	0
1	2	0	0	2
2	2	3	2	1
3	3	2	1	0
4	1	0	0	0
5	1	1	1	2
6	1	2	4	1
7	0	2	2	2
8	3	3	3	3
9	2	1	1	2
10	1	0	2	2
11	0	3	3	2
12	2	1	1	0
13	1	0	2	1
14	0	2	0	3
15	1	0	1	2
16	0	0	0	0
17	1	0	0	0
18	0	1	0	0

Numbers of Children by Score: Phonological Awareness

Score	Control Pre-test	Control Post-test	Treatment Pre-test	Treatment Post-test
0	2	2	0	0
1	2	2	1	1
2	0	1	6	0
3	7	3	2	1
4	5	1	2	1
5	2	2	2	1
6	1	2	2	5
7	0	1	2	2
8	1	1	3	1
9	0	1	1	1
10	2	0	0	2
11	1	2	1	0
12	0	1	0	0
13	0	2	0	1
14	0	0	0	2
15	0	1	0	1
16	0	1	0	1
17	0	0	0	2
18	0	0	1	1

Numbers of Children by Score: Alphabetic Principle Raw Scores

Score	Control Pre-test	Control Post-test	Treatment Pre-test	Treatment Post-test
0	1	1	0	0
1	5	2	2	1
2	3	2	3	0
3	0	1	1	1
4	1	1	6	1
5	0	0	0	1
6	1	1	2	1
7	2	0	2	1
8	0	1	0	0
9	2	0	0	0
10	1	2	0	0
11	0	1	0	0
12	0	0	0	2
13	0	1	0	0
14	1	0	0	0
15	0	0	0	0
16	0	1	0	1
17	0	0	0	1
18	0	1	0	0
19	0	0	0	0
20	0	0	0	0
21	0	0	0	2
22	0	0	0	0
23	0	0	0	1
24	0	0	0	0
25	1	1	0	0
26	0	1	1	0
27	0	0	0	0
28	0	0	0	0
29	0	0	0	0
30	0	0	1	1
31	0	0	1	0
32	0	1	0	0
33	0	0	0	0
34	0	0	0	1
35	0	0	1	0
36	0	0	0	1
37	0	0	0	1
38	0	0	0	1
39	0	0	0	0
40	0	0	0	0
41	0	0	0	1
42	0	0	0	0
43	1	0	1	1
44	0	0	0	1
45	0	1	0	0
46	0	0	0	0
47	0	0	0	0
48	0	2	1	0
49	0	0	0	0
50	1	0	0	0
51	1	0	0	0
52	0	0	0	0
53	1	0	0	1
54	0	1	0	0
55	0	0	0	1
56	0	0	0	0
57	0	1	0	0
58	0	0	0	0
59	1	0	0	0
60	0	0	1	0

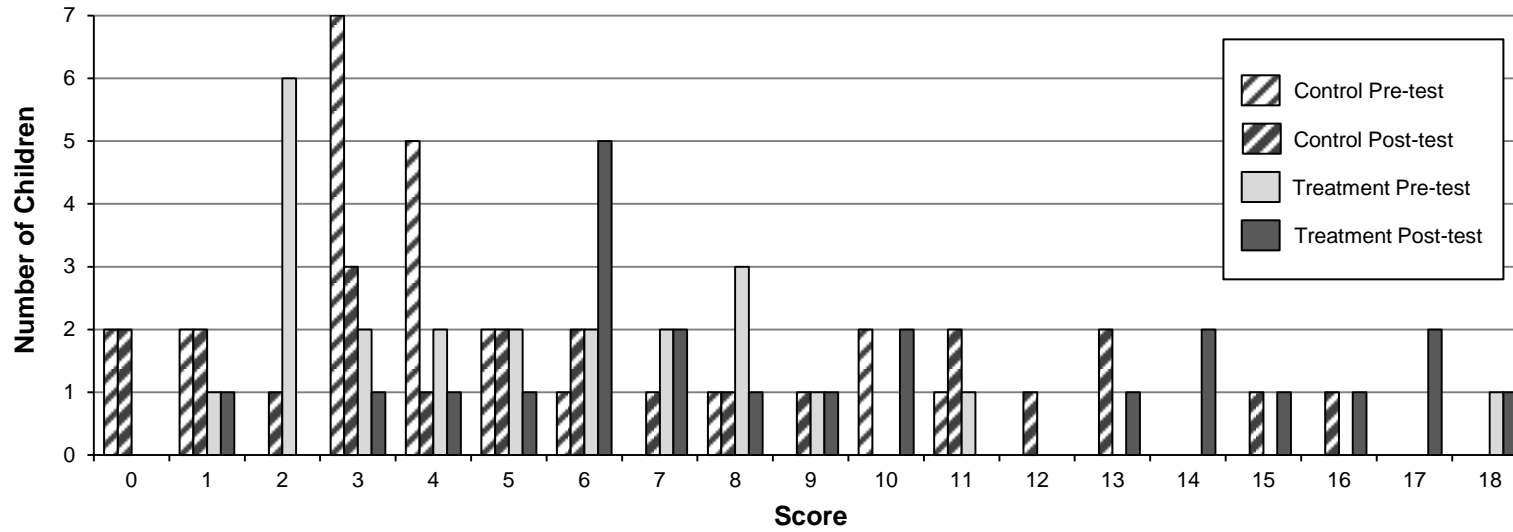
Numbers of Children by Score: Alphabetic Principle Grouped Scores

Score Range	Control Pre-test	Control Post-test	Treatment Pre-test	Treatment Post-test
0-5	10	7	12	4
6-10	6	4	4	2
11-15	1	2	0	2
16-20	0	2	0	2
21-25	1	1	0	3
26-30	0	1	2	1
31-35	0	1	2	1
36-40	0	0	0	3
41-45	1	1	1	3
46-50	1	2	1	0
51-55	2	1	0	2
56-60	1	1	1	0

Numbers of Children by Score: Concepts About Print

Score	Control Pre-test	Control Post-test	Treatment Pre-test	Treatment Post-test
0	0	0	0	0
1	0	0	0	0
2	0	0	0	0
3	1	0	0	0
4	0	0	0	0
5	0	0	0	0
6	0	0	0	0
7	0	3	4	2
8	0	0	0	0
9	6	2	3	1
10	1	0	1	1
11	3	2	2	2
12	4	1	3	2
13	3	3	7	3
14	3	3	0	2
15	1	6	3	3
16	1	0	0	1
17	0	1	0	1
18	0	0	0	0
19	0	1	0	4
20	0	0	0	0
21	0	1	0	1

ELSA Phonological Awareness Scores



Possible range of scores: 0-18

Observed ranges of scores

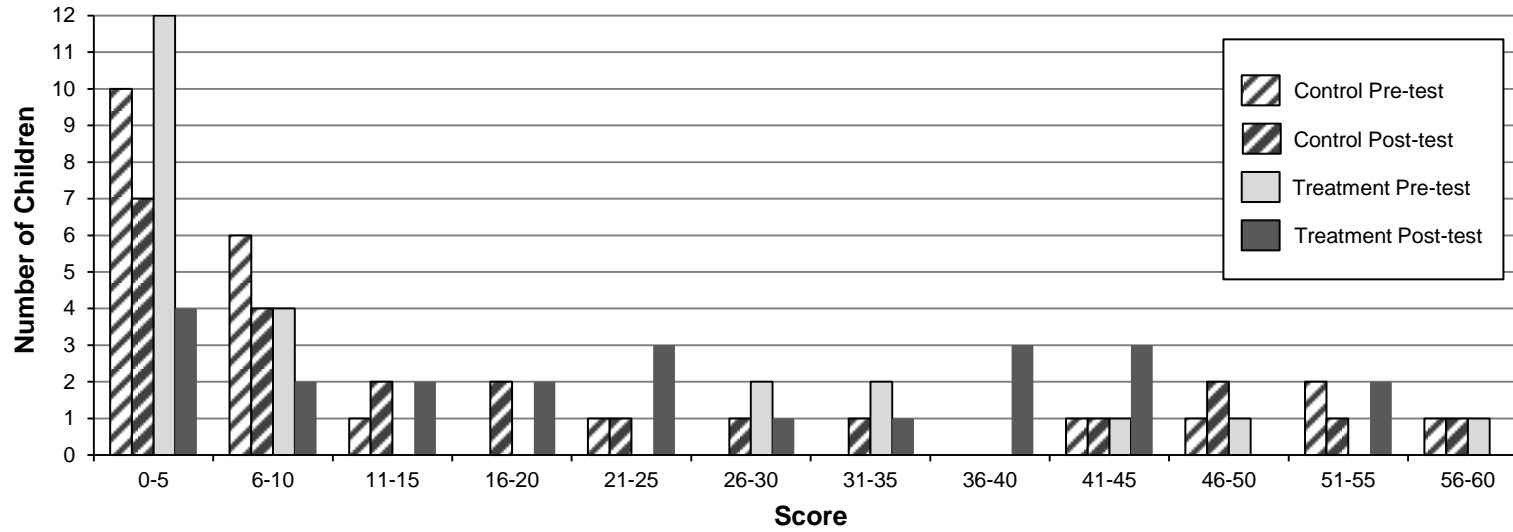
Control Pre-test: 0-11

Control Post-test: 0-16

Treatment Pre-test: 1-18

Treatment Post-test: 1-18

ELSA Alphabetic Principle Scores



Possible range of scores: 0-60

Observed ranges of scores

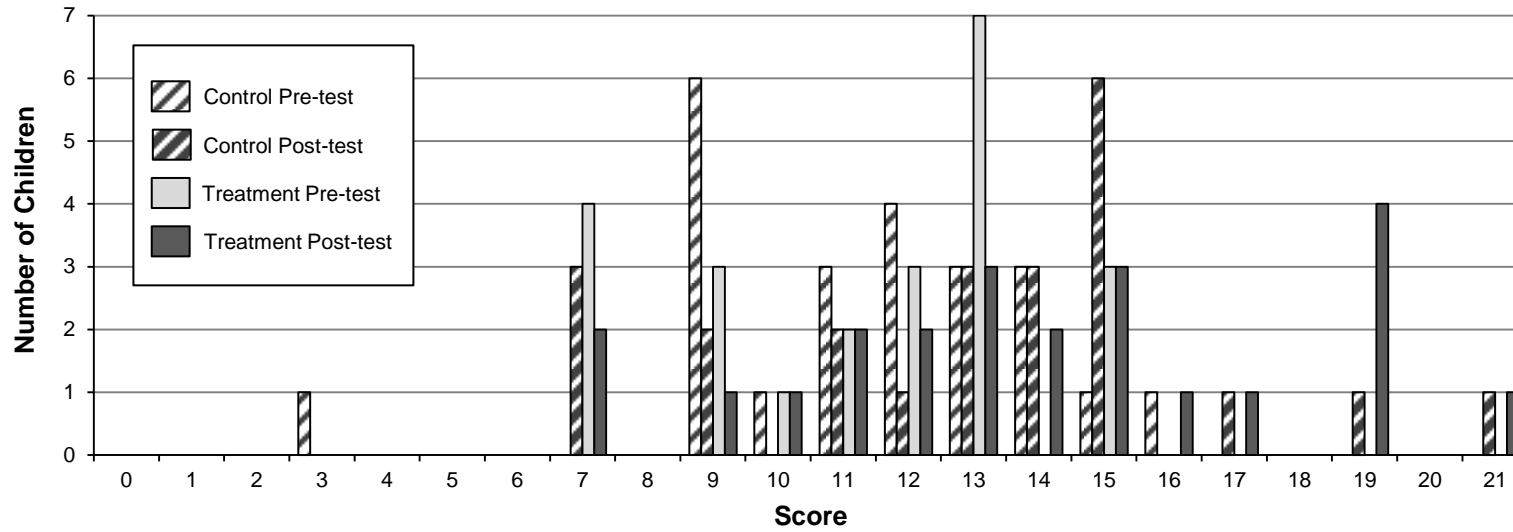
Control Pre-test: 0-59

Control Post-test: 0-57

Treatment Pre-test: 1-60

Treatment Post-test: 1-55

ELSA Concepts About Print Scores



Possible range of scores: 0-21

Observed ranges of scores

Control Pre-test: 3-16

Control Post-test: 7-21

Treatment Pre-test: 7-15

Treatment Post-test: 7-21

Numbers of Children by ELSA Level: Comprehension

Level	Control Pre-test	Control Post-test	Treatment Pre-test	Treatment Post-test
1	17	16	14	13
2	4	6	8	8
3	2	1	1	2

Numbers of Children by ELSA Level: Phonological Awareness

Level	Control Pre-test	Control Post-test	Treatment Pre-test	Treatment Post-test
1	18	11	13	4
2	5	10	9	12
3	0	2	1	7

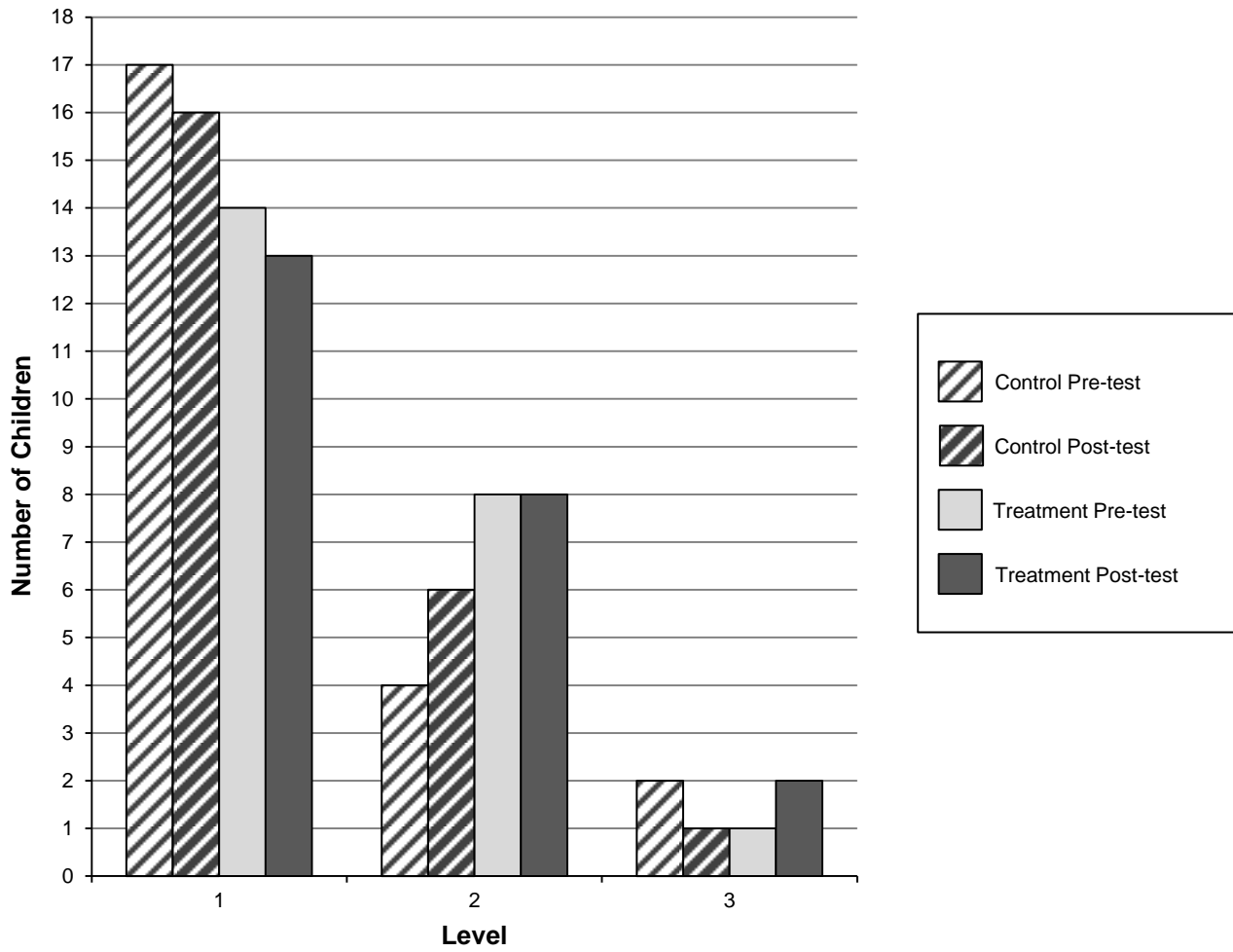
Numbers of Children by ELSA Level: Alphabetic Principle

Level	Control Pre-test	Control Post-test	Treatment Pre-test	Treatment Post-test
1	11	7	13	4
2	7	9	6	10
3	5	7	4	9

Numbers of Children by ELSA Level: Concepts About Print

Level	Control Pre-test	Control Post-test	Treatment Pre-test	Treatment Post-test
1	8	5	8	4
2	15	16	15	14
3	0	2	0	5

ELSA Comprehension Levels



Possible range of levels: 1-3

Observed ranges of levels

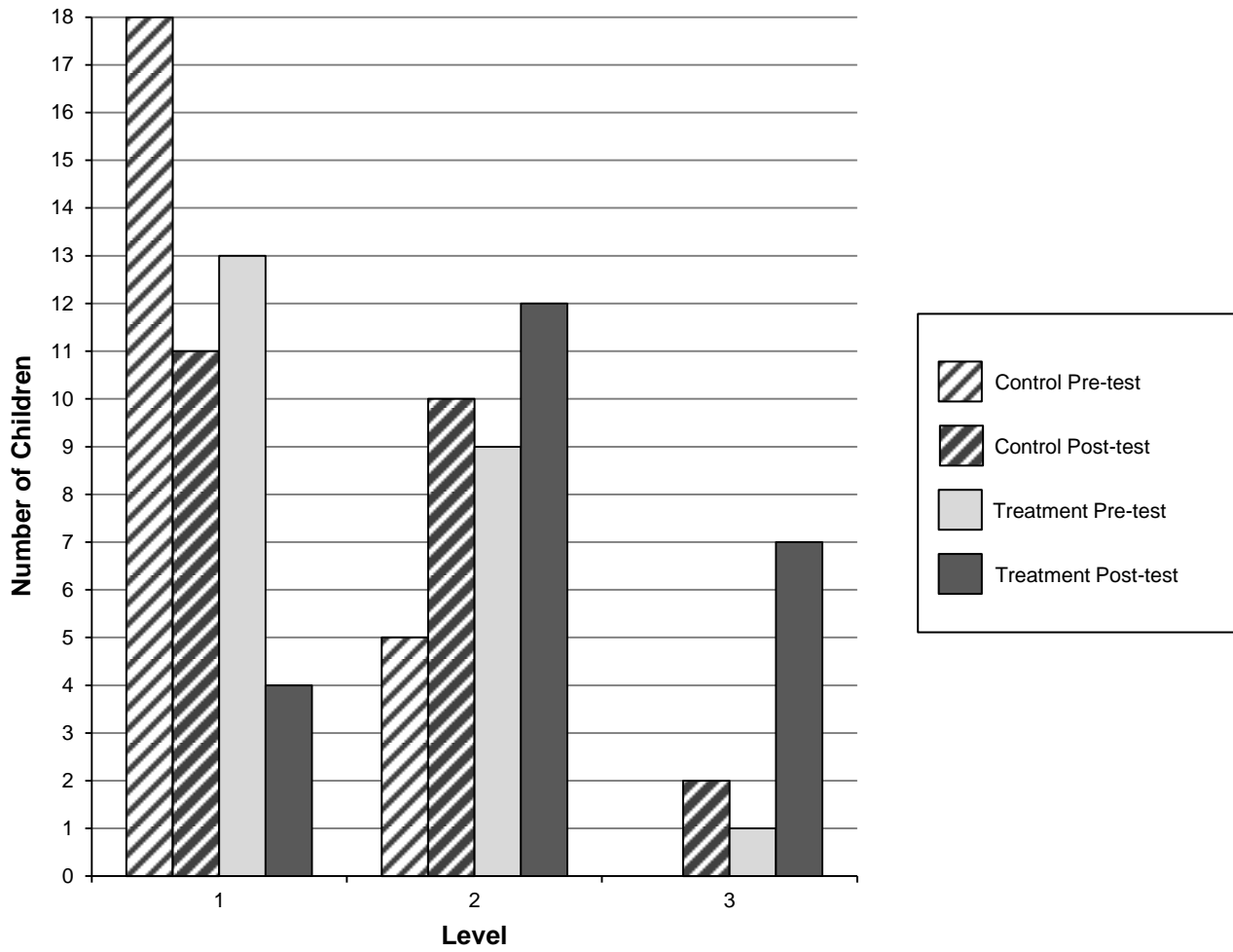
Control Pre-test: 1-3

Control Post-test: 1-3

Treatment Pre-test: 1-3

Treatment Post-test: 1-3

ELSA Phonological Awareness Levels



Possible range of levels: 1-3

Observed ranges of levels

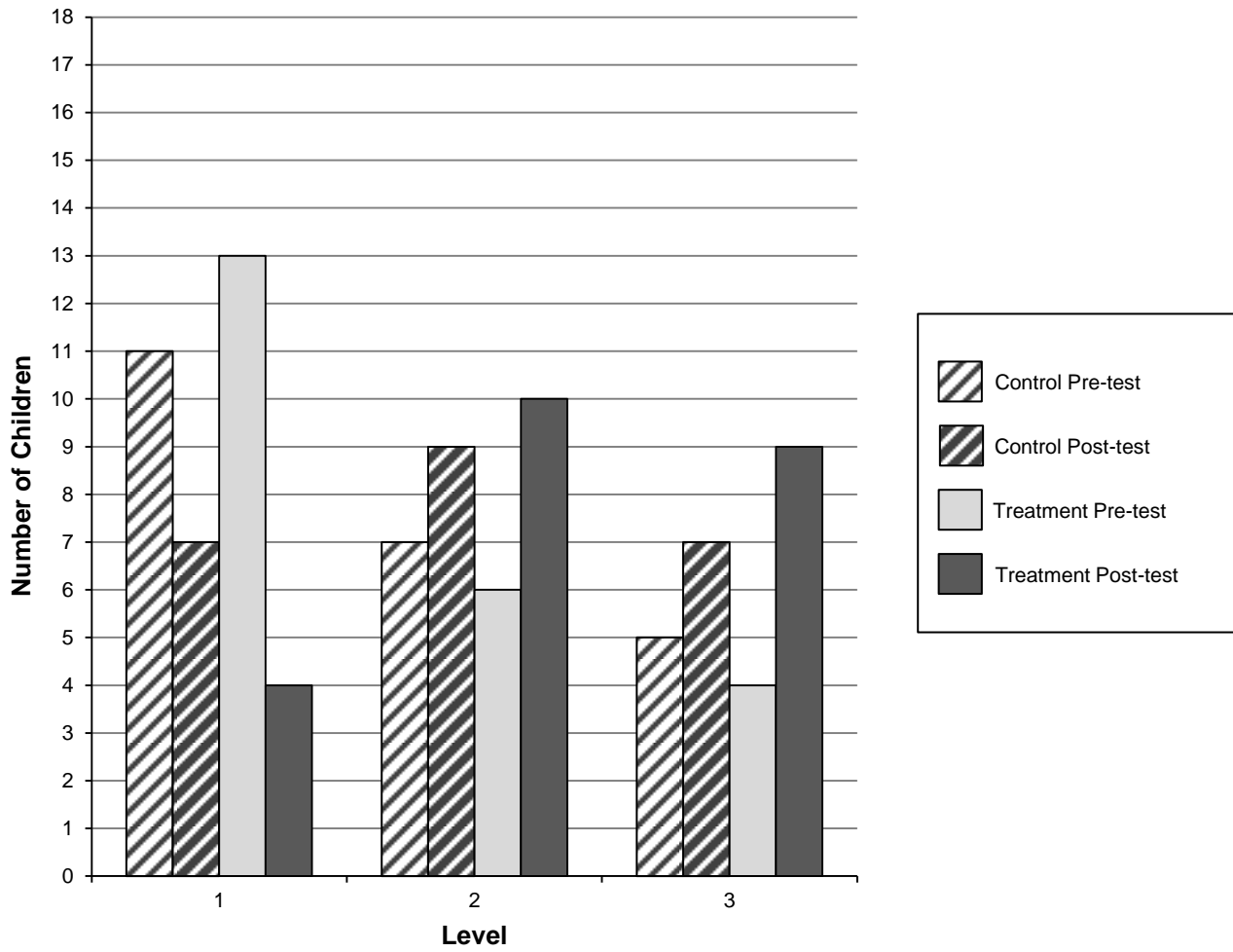
Control Pre-test: 1-2

Control Post-test: 1-3

Treatment Pre-test: 1-3

Treatment Post-test: 1-3

ELSA Alphabetic Principle Levels



Possible range of levels: 1-3

Observed ranges of levels

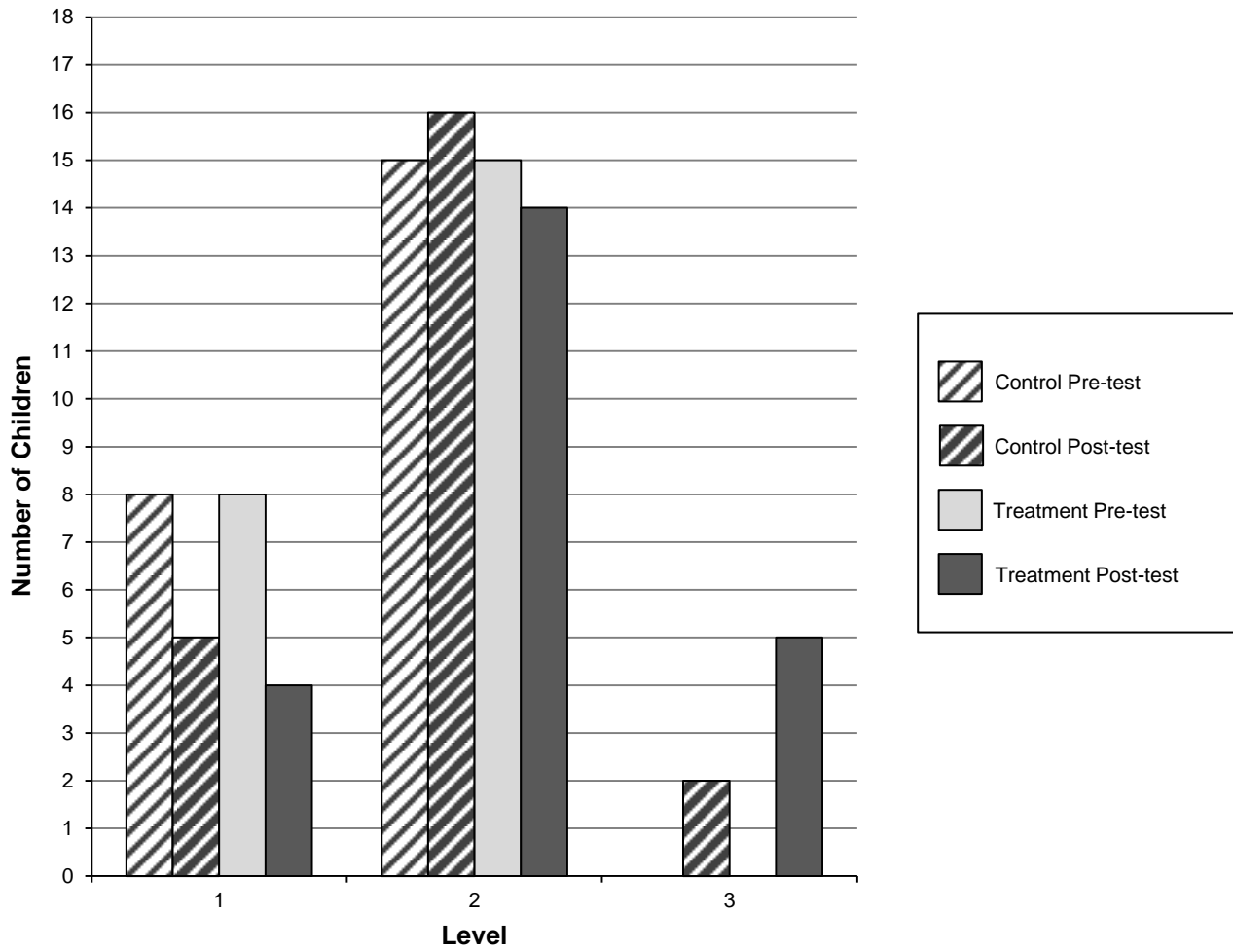
Control Pre-test: 1-3

Control Post-test: 1-3

Treatment Pre-test: 1-3

Treatment Post-test: 1-3

ELSA Concepts About Print Levels



Possible range of levels: 1-3

Observed ranges of levels

Control Pre-test: 1-2

Control Post-test: 1-3

Treatment Pre-test: 1-2

Treatment Post-test: 1-3

Comparisons of ELSA Scores Before (Pre-test) and After (Post-test) Treatment Group Training

Comprehension

There were no statistically significant changes in comprehension scores in either group of children.

Phonological Awareness

Children in the control group exhibited no statistically significant change in phonological awareness score.

Treatment-group children had a statistically significant change of 3 points, a 16.7% improvement in average phonological awareness score.

Alphabetic Principle

Children in the control group exhibited no statistically significant change in alphabetic principle score.

Treatment-group children had a statistically significant change of 17 points, a 28.3% improvement in average alphabetic principle score.

Concepts About Print

Children in the control group exhibited no statistically significant change in concepts about print score.

Treatment-group children had a statistically significant change of 2.7 points, a 12.9% improvement in average concepts about print score.

Comparisons of ELSA Levels Before (Pre-test) and After (Post-test) Treatment Group Training

Comprehension

5 (21.7%) control-group children progressed in comprehension level

4 (17.4%) advanced 1 level

1 (4.3%) advanced 2 levels

6 (26.0%) treatment-group children progressed in comprehension level

5 (21.7%) advanced 1 level

1 (4.3%) advanced 2 levels

Phonological Awareness

9 (39.1%) control-group children progressed in level of phonological awareness

8 (34.8%) advanced 1 level

1 (4.3%) advanced 2 levels

13 (56.5%) treatment-group children progressed in level of phonological awareness

11 (47.8%) advanced 1 level

2 (8.7%) advanced 2 levels

Alphabetic Principle

6 (26.1%) control-group children advanced 1 alphabetic principle level;

none advanced 2 levels

11 (47.8%) treatment-group children progressed in alphabetic principle level

8 (34.8%) advanced 1 level

3 (13.0%) advanced 2 levels

Concepts About Print

5 (21.7%) control-group children progressed in concepts about print level

4 (17.4%) advanced 1 level

1 (4.3%) advanced 2 levels

8 (34.8%) treatment-group children progressed in concepts about print level

6 (26.1%) advanced 1 level

2 (8.7%) advanced 2 levels