

Fun Calendar

January 2020

Sunday

Monday





























Tuesday


Wednesday


Thursday

Friday


Saturday


			 1 Talk together about plans. What would your child like to happen in the New Year?	 2 Write down as many words as you can think of that rhyme with the word, "two".	 3 A reading game—let your child point to any sign and you will read it aloud.	 4 Screen blackout day! Read books, go on an outing, or play games together.
 5 Read the label on a food or household item. Talk together about how labels are helpful.	 6 Listen to some music and dance together!	 7 Reading Picnic—spread a blanket on the floor, pick out some books, and read them all.	 8 Build something together out of blocks, Tupperware, paper towel rolls, cans—anything!	 9 Draw together.	 10 Draw a bubble bath and spend some time playing in the water.	11 Visit the Library together
 12 Ask your child to talk to you about their favorite person. Why is that person so special?	 13 Using household items, build your neighborhood. Include stores, houses and roads.	 14 Make a list of everything you can think of that signifies, "Winter".	 15 Spend some time singing songs together.	 16 Choose something that interests your child and research it—use the Internet or the library.	 17 Make a list of words and say their opposites out loud	 18 Tell your child about a favorite childhood memory of yours.
 19 Practice writing with a pencil.	 20 Screen blackout day! Read books, go on an outing, or play games together.	 21 Take a walk outside together and talk about it afterwards.	 22 Choose a poem or fingerplay and memorize it together.	 23 Hide stuffed animals around the house and let your child go on "Safari" to find them all.	 24 Play some music and talk together with your child about how the music makes you feel.	25 Visit the Library together
 26 Spend some time playing outside today even if the weather is bad.	Math 27 Count everything today—the steps to the door, the plates on the shelf—everything!	 28 Read a rhyming book together.	 29 Engage your child in meal preparation. Show them recipes and how to put a meal together.	 30 Create birthday cards for the year with your child.	 31 Ask your child to tell you what their favorite activity was from this month and why.	

 = Talking

 = Singing

 = Reading

 = Writing

 = Playing

For more information about preparing your child for a love of reading check out the Early Learning pages at: www.piercecountylibrary.org