






Early Learning Books, Rhymes & Fun



The Suitcase
by Chris Naylor-Ballesteros*

Truly one of the best stories on kindness and welcoming others that I have read in a long time. Ages 4-7.



I Walk with Vanessa
by Kerascoet*

A beautiful story of friendship and standing together against bullies told through the illustrations. Ages 4-7.

Other Books About New Beginnings



A New Green Day
by Antoinette Portis

This is a story about exploring the natural world all around us. Even though it is still very much winter, there is always something wonderful to discover outdoors. Ages 3-7.

Bad Bye, Good Bye by Deborah Underwood

As a family prepares to move far from the community they know and love, their journey takes them not only from one home to a new home, but from a sense of loss to a newfound sense of hope. Ages 3-5.

Brave Molly by Brooke Boynton-Hughes*

Sometimes going out into the world can produce fears and anxieties. Molly learns how to stand up to these many fears with the help of books and some wonderful friends. Ages 5-8.

Me and My Fear by Francesca Sanna

Another wonderful book about facing your fears even when they seem to grow and grow. Ages 5-8.

The Darkest Dark by Chris Hadfield*

A little boy who dreams of becoming an astronaut one day first has to conquer a very real fear—of the dark. But he learns that his dreams are much bigger than his fears. Based on the true story of astronaut Chris Hadfield. Ages 4-8.

The Day You Begin by Jacqueline Woodson*

A comforting reminder that we all share many feelings—from feeling like an outsider in a new place to feeling a sense of community when we begin to share our stories with others. Ages 5-8.

The Magical Yet by Angela DiTerlizzi

Hold onto that one word—yet...we all have things we haven't learned how to do but the key is focusing on the word YET! Ages 5-8.



The Neighbor Kid by Daniel Miyares

A story about working up the courage to make a new friend, told through the illustrations. Ages 4-8.

* All books that have an asterisk are available to read electronically through OverDrive.

Rhymes of the Month

Let's All Do A Little Clapping

(Sing to the tune: "We Wish You a Merry Christmas")

Let's all do a little clapping,
Let's all do a little clapping,
Let's all do a little clapping,
And spread New Year's cheer!
Let's all do a little jumping,
Let's all do a little jumping,
Let's all do a little jumping,
And spread New Year's cheer!

(repeat with tapping, twirling, stretching...)



New Year's Zoom Zoom Zoom

Zoom, zoom, zoom, the year is changing soon!
(Clap your hands as you sing)
Zoom, zoom, zoom, the year is changing soon!
If you want to make a wish,
(Reach hand out and bring hand in)
Hold it tight inside your fist,
(Cover hand with other hand)
Zoom, zoom, zoom, the year is changing soon!
Zoom, zoom, zoom, the year is changing soon!
In - 5, 4, 3, 2, 1...
HAPPY NEW YEAR!!

Here is the link to a video of this song
<https://www.youtube.com/watch?v=uKRI78TFVQM>

Fun learning Activities for January

Heart Bird Feeder Ornament

What you need: 2 cups Fruit Loops cereal
(Cheerios would work great too!)
Pipe cleaners
Twine or string

Shape your pipe cleaner into a heart shape. The two ends will meet at the point of the heart but don't close them yet.

String your cereal onto both sides leaving a little room to close the pipe cleaner. Twist the two ends together so your heart is closed! You can also make a circle shape or any other shape you wish.

Tie a piece of twine or string onto each heart and hang them on your favorite tree for birds to snack on all winter.




Leaf Rubbing Projects and Giving

What you need: Paper
Crayons with paper removed
Variety of leaves from outdoors

Go on a neighborhood walk or out to your backyard and gather as many leaves as you like. You can also gather cedar branches since they are easy to press. Once the leaves are dry, press them between pages of a book and place another book or two on top. Wait for a few hours to a day. Now it's time to get creative! Arrange the leaf or leaves any way you like underneath paper. Have fun experimenting on your paper with different colors and watching the textures come through from the leaves underneath.

- Share your artwork with friends and neighbors—leave your art on their doorstep or send it in the mail.
- Use some of the leaf rubbings to create a wish tree. Cut out around a few of the leaves you created. Write on the back of your leaves what you wish for in the New Year (for love, joy, peace, laughter, snow...). Send these wishes to friends and neighbors to brighten their day!



You can find much more Early Learning information on our website:

<http://www.piercecountylibrary.org/>

(In the Parents/Caregivers section of the Kids/Teens menu)