





























# Fun Calendar

# January 2022

Sunday	Monday	Tuesday	Wednesday	Thursday	Friday	Saturday
 <b>1</b> Spend some time quietly reading together.	 <b>2</b> Take a walk, no matter the weather. Pretend you are on a secret mission.	 <b>3</b> Make a list of your favorite songs. Select a song for each month of the year.	 <b>4</b> Talk about seasons and how different seasons show the passing of time.	 <b>5</b> Write a letter to someone and mail it snail mail.	 <b>6</b> Read a book or information together about the winter season.	 <b>7</b> <b>Screen blackout day!</b> Read books, go on an outing, or play games together.
 <b>8</b> Play with blocks or Legos and talk about what you are building.	 <b>9</b> Tell a story about a favorite childhood friend and something you did together.	 <b>10</b> Look at a manual for an appliance or device. Talk about how the manual is used.	 <b>11</b> Make a grocery list together.	 <b>12</b> Visit a park or a place where your child can play with other children.	 <b>13</b> Look for children's poetry either at the library or online and read a poem together.	<b>14</b> <b>Visit the Library together</b>
 <b>15</b> Create a menu for the week and write down the meals. Add drawings if desired.	 <b>16</b> Make up words that rhyme with "cold". Talk about whether they mean something or are nonsense words.	 <b>17</b> Ask your child if they can think of something funny. What makes it funny?	 <b>18</b> Play with measuring cups, measuring spoons and bowls in the bath today.	 <b>19</b> Read a book you have never read before.	 <b>20</b> Let your child dictate a love note to a family member. Leave it on that person's pillow.	 <b>21</b> Talk about the parts of a book—the cover, the spine, the pages, the title etc.
 <b>22</b> Encourage your child to "read" a book to you.	 <b>23</b> <b>Screen blackout day!</b> Read books, go on an outing, or play games together.	 <b>24</b> Make a list of your favorite breakfast foods.	 <b>25</b> Play some fun music and dance together.	 <b>26</b> Make up a story together about forks and spoons.	 <b>27</b> Write a rhyming poem about your child's room.	<b>28</b> <b>Visit the Library together</b>
 <b>29</b> Spend some time drawing together.	 <b>30</b> Pick out five books to read together before bed.	 <b>31</b> Talk with your child about their favorite activity from this month.				

 = Talking     
  = Singing     
  = Reading     
  = Writing     
  = Playing

For more information about preparing your child for a love of reading check out the Early Learning pages at: [www.piercecountylibrary.org](http://www.piercecountylibrary.org)