
































Fun Calendar November 2020

Sunday	Monday	Tuesday	Wednesday	Thursday	Friday	Saturday
 1 Screen blackout day! Read books, go on an outing, or play games together.	 2 Print photos of your child's friends and write each child's name below the photo. Read these together.	 3 Together with your child, make up new words to <i>Twinkle, Twinkle, Little Star</i> .	 4 While reading a book together, point out the fact that there are blank spaces between words on the page—that in writing, there is separation..	 Either inside or outside, go on a shadow hunt together. Talk about the shadows you find.	 6 If possible, visit a Park or wild space with your child.	7 Visit the Library for Curbside pick-up of new materials!
 8 Give your child some paper and markers, play some music and have them draw in time to the music.	 9 Math Pull out a ruler or measuring tape and spend some time together measuring things around your house.	 10 Talk with your child about the difference between numbers and letters.	 11 Check out a book about a family who lead a different life from yours.	 12 Set up a jigsaw puzzle on a piece of cardboard and work on it together all month.	  13 Talk together with your child about the proper way to handle books.	 14 Spend some time together writing words on a chalk board or on paper.
 15 Draw a face on your thumb and have the "thumb person" read a book to your child.	 16 Play "Library" and let your child 'check-out' books to you!	 17 Find some tongue twisters and practice them together.	 18 Look around your house for hand written things. Show them to your child and talk about their use.	 19 Talk with your child about Hospitals and Doctors and why they are important.	 20 Do some "Action Words" together: <i>Stretch, Jump, Glide, Crawl, Hop, Wiggle, Turn, Spin</i> , etc.	 21 Give your children some paper and markers and encourage them to "write" a letter.
 22 Screen blackout day! Read books, go on an outing, or play games together.	 23 Give your child some paper and a hole punch and let them create art and confetti!	 24 Spend 20 minutes of wildly happy reading together!	  25 Read a book that you can sing. Or sing any book.	 26 Math Measure your child's height, weight and outstretched arms. Talk about measuring.	 27 Sing some favorite songs together and talk about any unusual words and what they mean.	 28 Focus on just having fun today.
 29 Brainstorm as many words as you can that begin with the same letter as your child's name.	 30 Ask your child what their favorite activity was for this month. Talk about it together.					



= Talking



= Singing



= Reading



= Writing



= Playing